

# NTC Power Thermistors

## Inrush Current Limiters



SCK Series


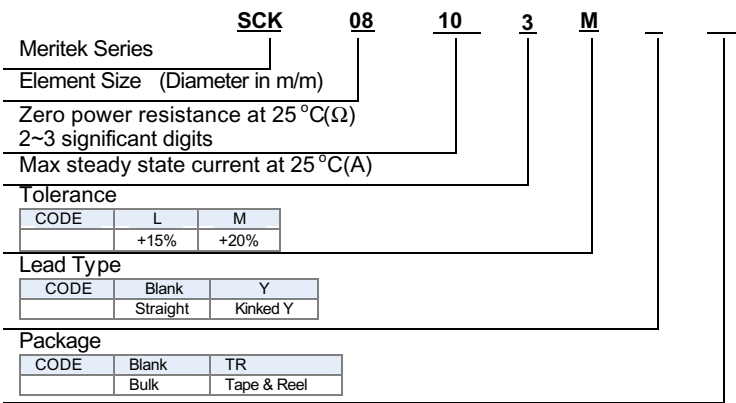
MERITEK

UL E223037

### FEATURES

- High inrush current capacity
- Small power loss in steady state (Normally 1W or less than 50W power.)
- High thermal and electrical stability
- Wide selection of electrical characteristics
- Special coating material: available silicone

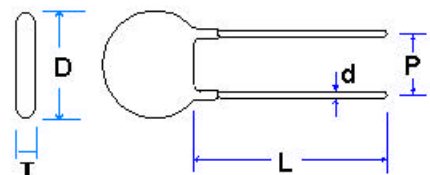
### PART NUMBERING SYSTEM



### DIMENSIONS:

Unit: mm

Disc Ø	D max	L min	d	P	Tmax
05	6.5	29	0.8 ± 0.02	4 ± 0.6	5
08	9.5	25	0.8 ± 0.02	5 ± 0.8	5
10	11.5	25	0.8 ± 0.02	5 ± 0.8	5
13	14.5	25	0.8 ± 0.02	7.5 ± 1	6
15	16.5	25	1.0 ± 0.02	7.5 ± 1	6
20	21.5	24	1.0 ± 0.02	7.5 ± 1	6
25	29	25	1.0 ± 0.02	7.5 ± 1	7
30	36	23	1.0 ± 0.02	7.5 ± 1	8



### SPECIFICATIONS

#### • SCK 05

Part No	Zero Power Resistance at 25°C (Ω)	Max. Steady State Current at 25°C (A)	Residual Resistance at 25°C (mΩ)	Max. Power rating at 25°C (W)	Thermal Dissipation Constant (mW/°C)	Thermal Time Constant (Sec.)	Operating Temperature (°C)
SCK05-052	5	2	429	1.8	15	17	-40~+150
SCK05-081	8	1	1089				
SCK05101	10	1	1126				
SCK05-121	12	1	1184				
SCK05-20X3	20	0.3	5560				

#### • SCK 08

Part No	Zero Power Resistance at 25°C (Ω)	Max. Steady State Current at 25°C (A)	Residual Resistance at 25°C (mΩ)	Max. Power rating at 25°C (W)	Thermal Dissipation Constant (mW/°C)	Thermal Time Constant (Sec.)	Operating Temperature (°C)
SCK08-042	4	2	441	2.3	16	38	-40~+170
SCK08-04R72	4.7	2	445				
SCK08-053	5	3	261				
SCK08-063	6	3	283				
SCK08-073	7	3	287				
SCK08-082	8	2	520				
SCK08-102	10	2	542				
SCK08-152	15	2	548				
SCK08-201	20	1	1544				
SCK08-30X	30	0.5	4094				

#### • SCK 10

Part No	Zero Power Resistance at 25°C (Ω)	Max. Steady State Current at 25°C (A)	Residual Resistance at 25°C (mΩ)	Max. Power rating at 25°C (W)	Thermal Dissipation Constant (mW/°C)	Thermal Time Constant (Sec.)	Operating Temperature (°C)
SCK10-015	1	5	91	2.4	17	43	-40~+170
SCK10-1R35	1.3	5	101				
SCK10-1R55	1.5	5	120				
SCK10-2R55	2.5	5	120				
SCK10-035	3	5	119				
SCK10-044	4	4	161				
SCK10-054	5	4	180				
SCK10-6R83	6.8	4	180				
SCK10-083	8	3	278				
SCK10-103	10	3	297				
SCK10-123	12	3	301				
SCK10-133	13	3	356				
SCK10-152X	15	2.5	442				
SCK10-162X	16	2.5	442				
SCK10-202	20	2	646				
SCK10-222	22	2	646				
SCK10-252	25	2	674				
SCK10-302	30	2	700				
SCK10-472	47	2	720				
SCK10-502	50	2	813				
SCK10-801	80	1	2236				
SCK10-1001	100	1	2318				
SCK10-1201	120	1	2406				

#### • SCK 13

Part No	Zero Power Resistance at 25°C (Ω)	Max. Steady State Current at 25°C (A)	Residual Resistance at 25°C (mΩ)	Max. Power rating at 25°C (W)	Thermal Dissipation Constant (mW/°C)	Thermal Time Constant (Sec.)	Operating Temperature (°C)
SCK13-013	1	3	174	3.1	18	66	-40~+200
SCK13-1R37	1.3	7	70				
SCK13-2R56	2.5	6	94				
SCK13-045	4	5	132				
SCK13-4R74	4.7	4	168				
SCK13-055	5	5	166				
SCK13-074	7	4	184				
SCK13-084	8	4	206				
SCK13-104	10	4	217				
SCK13-124	12	4	230				
SCK13-153	15	3	343				
SCK13-163	16	3	348				
SCK13-183	18	3	365				
SCK13-203	20	3	410				

#### • SCK 15

Part No	Zero Power Resistance at 25°C (Ω)	Max. Steady State Current at 25°C (A)	Residual Resistance at 25°C (mΩ)	Max. Power rating at 25°C (W)	Thermal Dissipation Constant (mW/°C)	Thermal Time Constant (Sec.)	Operating Temperature (°C)
SCK15-0R78	0.7	8	51	3.6	21	75	-40~+200
SCK15-018	1	8	54				
SCK15-1R38	1.3	8	64				
SCK15-1R58	1.5	8	68				
SCK15-028	2	8	78				
SCK15-2R58	2.5	8	86				
SCK15-037	3	7	91				
SCK15-046	4	6	117				
SCK15-056	5	6	121				
SCK15-065	6	5	159				
SCK15-075	7	5	161				
SCK15-085	8	5	165				
SCK15-105	10	5	178				
SCK15-125	12	5	185				
SCK15-154	15	4	261				
SCK15-164	16	4	265				
SCK15-184	18	4	273				
SCK15-204	20	4	283				
SCK15-224	22	4	308				
SCK15-253	25	3	425				
SCK15-303	30	3	461				
SCK15-333	33	3	484				
SCK15-403	40	3	511				
SCK15-473	47	3	517				
SCK15-802X	80	2.5	693				
SCK15-1202	120	2	1010				

### • SCK 20

10 Part No	Zero Power Resistance at 25°C ( Ω )	Max.Steady State Current at 25°C ( A )	Residual Resistance at 25°C ( mΩ )	Max. Power rating at 25°C (W)	Thermal Dissipation Constant ( mW/°C )	Thermal Time Constant ( Sec. )	Operating Temperature (°C )
SCK20-0R7	0.7	15	35	4.9	28	113	-40~+200
SCK20-1R0	1	13	34				
SCK20-1R5	1.5	10.5	41				
SCK20-2R0	2	10	62				
SCK20-2R5	2.5	9	83				
SCK20-3R0	3	8.5	78				
SCK20-4R0	4	8	80				
SCK20-4R7	4.7	7.5	114				
SCK20-5R0	5	7.5	118				
SCK20-6R0	6	7	120				
SCK20-6R8	6.8	6.5	130				
SCK20-7R0	7	6.5	132				
SCK20-8R0	8	6	161				
SCK20-100	10	5.5	196				
SCK20-120	12	5	197				
SCK20-130	13	5	213				
SCK20-150	15	4.5	258				
SCK20-160	16	4.5	276				
SCK20-180	18	4	280				
SCK20-200	20	4	306				

### • SCK 25

Part No	Zero Power Resistance at 25°C ( Ω )	Max.Steady State Current at 25°C ( A )	Residual Resistance at 25°C ( mΩ )	Max. Power rating at 25°C (W)	Thermal Dissipation Constant ( mW/°C )	Thermal Time Constant ( Sec. )	Operating Temperature (°C )
SCK25-1R0	1	20	20	7.0	30	130	-40~+200
SCK25-1R5	1.5	18.5	23				
SCK25-2R0	2	18	25				
SCK25-2R5	2.5	15	32				
SCK25-3R0	3	14.5	42				
SCK25-4R0	4	14	44				
SCK25-4R7	4.7	13	52				
SCK25-5R0	5	12	61				
SCK25-6R8	6.8	10.5	82				
SCK25-7R0	7	10	92				
SCK25-8R0	8	9	115				
SCK25-100	10	8	141				
SCK25-120	12	7.5	164				
SCK25-150	15	6.5	210				
SCK25-180	18	5.5	231				
SCK25-200	20	5	270				

- SCK 30**

Part No	Zero Power Resistance at 25°C ( Ω )	Max.Steady State Current at 25°C ( A )	Residual Resistance at 25°C ( mΩ )	Max. Power rating at 25°C (W)	Thermal Dissipation Constant ( mW/°C )	Thermal Time Constant ( Sec. )	Operating Temperature (°C )
SCK30-1R0	1	30	16	8.0	40	190	-40~+200
SCK30-1R5	1.5	25	20				
SCK30-2R0	2	23	22				
SCK30-2R5	2.5	18	30				
SCK30-3R0	3	17	35				
SCK30-4R0	4	16	48				
SCK30-4R7	4.7	15	55				
SCK30-5R0	5	14	57				
SCK30-6R8	6.8	12	77				
SCK30-7R0	7	11.5	84				
SCK30-8R0	8	10.5	100				
SCK30-100	10	10	115				
SCK30-120	12	9	142				
SCK30-150	15	8	175				
SCK30-180	18	7	210				
SCK30-200	20	6	233				