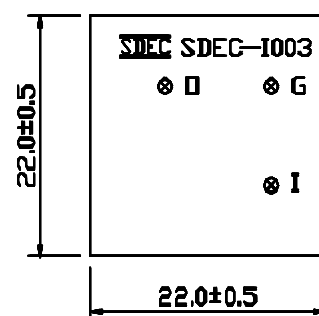


EL INVERTER SPEC

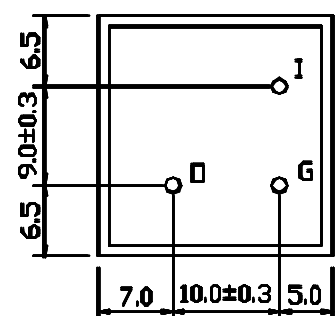
MODEL:	SDEC-I003A				
ITEM	RATINGS		ITEM	RATINGS	
	MIN	MAX		MIN	MAX
INPUT VOLTAGE (DC)	4.5	5.5	OSC.FREQUENCY (Hz)	400	700
INPUT CURRENT (Ma)	65	85	OUTPUT VOLTAGE (AC)	100	130
OPERATING TEMP (?)	-10	+60	LOAD RANGE (? ²)	70	100
STORAGE TEMP (?)	-20	+70	LIFE (HRS)	30,000	

DIMENSIONS (MM)



22.0±0.5

22.0±0.5



6.5

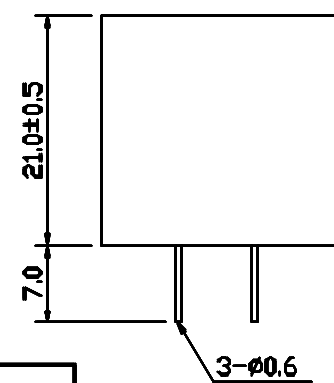
9.0±0.3

6.5

7.0

10.0±0.3

5.0



21.0±0.5

7.0

3-Ø0.6

PIN	FUNCTIONS
□	OUTPUT: FOR EL
G	COMMON: GND/FOR EL
I	INPUT: 5V DC

PROPOSED BY		APPROVED
Design	Approved	